



The world's favourite lock

YALE, with its unique global reach and range of products, is the world's favourite lock – the preferred solution for securing your home, family and personal belongings.

ASSA ABLOY is the global leader in door opening solutions, dedicated to satisfying end-user needs for security, safety and convenience.

Legal Disclaimer

Whilst every effort has been made to ensure that the information contained in this brochure is accurate at the time of publication, ASSA ABLOY recommends that you consult ASSA ABLOY or its agents prior to placing an order to ascertain current information on specific products, as ASSA ABLOY reserves the right to make changes without notice. ASSA ABLOY will not be liable for any injury, loss or damage whatsoever, arising from any errors or omissions in the information contained in the brochure or arising from the use or application of the information contained herein. This brochure does not constitute an offer for the sale of any particular product.

- www.yale.co.in
- www.facebook.com/yaledigital
- www.youtube.com/yaleindia
- info@assaabloy.co.in



ASSA ABLOY INDIA PVT. LTD.
19th Floor | Tower A | Building No. 5 | DLF Cyber Terraces | DLF Phase III | Gurgaon | Haryana -122002 | India
Board: +91 124 440 7070 | info@assaabloy.co.in | www.yale.co.in

An ASSA ABLOY Group brand

ASSA ABLOY

The world's favourite lock



**LIFE
WOULD NEVER
BE THE SAME
WHEN YOU
ARE MORE
SECURE**

Revolutionary Digital Door Locks and Safes By Yale!

YALE DIGITAL SECURITY SOLUTIONS

Keyless Convenience



Yale – The world's favourite lock.

Yale protects millions of homes and businesses worldwide and is the brand behind locks of every design and function in over 125 countries. Our door locks, padlocks, digital locks, safes, doors, alarms and more, help people to secure their favorite belongings. As one of the oldest international brands, Yale is among the best-known and most respected names in the lock industry. Yale is part of the ASSA ABLOY Group, the global leader in door opening solutions.

Why Yale Digital?

We are the name you trust. We are the world's favorite lock. We offer you the tools to actively secure what you are passionate about & everything you favor. Wherever in the world there's a favorite, there's Yale.

One Touch Security 24X7.

Looking for your door key? Think you misplaced it? Why waste time when you can go Key-less with Yale. Go digital & just change the combination and the control of the security at home are again reassured - instantly.

Digitally Intelligent.

Our security systems run without interruption ensuring the safety & comfort of you & your family.



DIGITAL BIOMETRIC LOCK

YDM4109 | YDR4110 |
YDR414 | YDD424



Smart Touch pad for password protection



One-touch Fingerprint



Voice Guide Feature



Smart Touchpad



Automatic Locking



Automatic Alarm (Break/Damage)

Open your world and secure your home.

The lock pioneer brings a new paradigm of locking. This biometric lock combines brilliant technologies with a proven mechanical structure. With its incomparable beauty of aesthetic designs and cutting-edge features qualifies itself as one of the most essential building items for the contemporary housing. Enjoy the future life with Yale Biometric Digital Door Locks.



One touch Fingerprint verification Method (Progressive Scan)

Easy scan technology has been applied to conveniently read a finger print in one shot without the need to open or close the cover to enter a fingerprint.



YDM4109



Front Body
28.5(D)X68.6(W)X320.7(H)mm

Back Body
37.0(D)X72.8(W)X306.6(H)mm

Colour Options
Black, Silver & Golden

YDR4110




Front Body
19(D)X65(W)X163(H)mm

Back Body
36(D)X158(W)X85(H)mm

YDD424

NEW LAUNCH



Front Body
35(D)X70(W)X170(H) mm

Main Body
31.5(D)X66(W)X176(H) mm



YDR414



Front Body
31.5(D)X66(W)X163(H) mm

Main Body
46(D)X76(W)X85(H) mm



YDM3109



Front Body
27(D)X68.6(W)X306.6(H)mm

Back Body
37(D)X72.8(W)X306.6(H)mm



The world's favourite lock



DIGITAL LOCK

YDM3109



Smart Touchpad



Emergency
Mechanical Dimple
Key



Remote Control
(Optional)



Missing Key
Invalidation



Automatic Alarm
(Break/Damage)



Anti-Panic Egress
with Safe Handle



DIGITAL LOCK

YDR343 | YDD324 |
YDR3110



Mobile Access with
RF Smart Chip &
Touch keypad



Smart Touch pad for
password protection



Modern and
Slim Design



Remote Control
(Optional)




High Temperature
Alarm



Fake PIN Code

YDR343



Front Body
11(D)X68(W)X179(H)mm
Main Body
161(D)X92(W)X36.5(H) mm




World's
Slimmest
Digital Door
Lock

11mm Super
Slim Design



YDD324



Front Body:
27(D)X66(W)X162(H) mm
Back Body:
35(D)X70(W)X170(H)



YDR3110




Front Body
19(D)X65(W)X160(H)mm
Main Body
36(D)X158(W)X85(H)mm





YDR333



Front Body
66.8(D)X108(W)X16(H)mm

Back Body
161(D)X92(W)X36.5(H)mm



YDM3212



Front Body
24.5(D)X74(W)X200(H)mm







Back Body
30(D)X74(W)X200(H)mm



The world's favourite lock 

DIGITAL LOCK

YDM3212 | YDR333


-  Modern and Slim Design
-  Safe Thumb Turn
-  ClipTyre Bracket
-  Visitor Code
-  Silent Button
-  Missing Key Invalidation

DIGITAL LOCK

YDR323/ YDR323G



YDR323 / YDR323G



Front Body
36(D)X72(W)X185(H)mm

Back Body
13(D)X66(W)X179(H)mm



Mortise Digital Door Lock



YDM4109



YDM3109




YDM3212

RIM Digital Door Lock



YDR343



YDR414



YDD424



YDD324




YDR323



YDR323G



YDR4110



YDR3110




YDR333

Accessories



Remote Control




Remote Control



Transmitter



Receiver Module



RFID Card

TECHNICAL FEATURE COMPARISON

Model	YDM4109	YDM3109	YDM3212	YDR414	YDD424	YDR343	YDD324	YDR323/ YDR323G	YDR4110	YDR3110	YDR333
Type	Mortise Lock	Mortise Lock	Mortise Lock	Rim Lock	Deadbolt Lock	Rim Lock	Deadbolt Lock	Rim Lock	Rim Lock	Rim Lock	Rim Lock
Access	Finger Print / Pin Code	RF Card/ Pin Code	RF Card/ Pin Code	Finger Print / Pin Code	Finger Print / Pin Code	RF Card/Smart Chip/Pin Code	RF Card/ Pin Code	RF Card/ Pin Code	Finger Print / Pin Code	RF Card/ Pin Code	RF Card/ Pin Code
Mechanical Key	Yes	Yes	No	Yes	Yes	No	Yes	No	No	No	No
Fake Pin Code	Yes	Yes	Yes	Yes	Yes	Yes	Yes	Yes	Yes	Yes	Yes
Voice Guide	Yes	No	No	Yes	Yes	No	No	No	Yes	No	No
Alarm (Break/Damage)	Yes	Yes	Yes	Yes	Yes	Yes	Yes	Yes	Yes	Yes	Yes
Alarm (Heat/High Temp.)	No	No	Yes	Yes	Yes	Yes	Yes	Yes	Yes	Yes	Yes
Smart Touchpad	Yes	Yes	Yes	Yes	Yes	Yes	Yes	Yes	Yes	Yes	No
Automatic Locking	Yes : within 5 seconds	Yes : within 5 seconds	Yes	Yes : within 5 seconds	Yes : within 5 seconds	Yes : within 5 seconds	Yes : within 5 seconds	Yes : within 5 seconds	Yes : within 5 seconds	Yes : within 5 seconds	Yes
Low Battery Indicator	Yes	Yes	Yes	Yes	Yes	Yes	Yes	Yes	Yes	Yes	Yes
Emergency Power Supply	Yes	Yes	Yes	Yes	Yes	Yes	Yes	Yes	Yes	Yes	Yes
Auto/Manual Lock Mode	Yes: Setting Button	Yes: Setting Button	Yes: Programmable	Yes: Programmable	Yes: Programmable	Yes: Programmable	Yes: Programmable	Yes: Programmable	Yes: Setting Button	Yes: Setting Button	Yes: Programmable
Forced Lock	Yes	Yes	Yes	Yes	Yes	Yes	Yes	Yes	Yes	Yes	Yes
Safety Mode	Yes	Yes	Yes	Yes	Yes	Yes	Yes	Yes	Yes	Yes	Yes
Remote Control (Optional)	Yes	Yes	Yes	Yes	Yes	Yes	Yes	Yes	Yes	Yes	No
Additional Feature	Anti-panic egress w/safe handle; shock resistance Heat sensor	Anti-panic egress w/safe handle; shock resistance Heat sensor	-	Maid function	-	Smart Chip	-	-	-	-	Silent Button

PRODUCT SPECIFICATION

Finger Print	Up to 20	No	No	Up to 20	Up to 20	No	No	No	Up to 20	No	No
PIN Code Digits	6 to 12	6 to 12	4 to 12	4 to 12	4 to 12	4 to 12	4 to 12	4 to 12	4 to 12	4 to 12	4 to 12
RF Cards - ISO 1443 A Type RFID	No	Up to 40 Cards	Up to 20 Cards	No	No	Up to 40 Cards	Up to 40 Cards	Up to 40 Cards	No	Up to 20 Cards	Up to 20 Cards
Backset	60mm	60mm	70mm	45-55 mm	60-70 mm	60-80 mm	60 mm	60-80 mm	60-80 mm	60-80 mm	60-80 mm
Product Specification	40-80mm (Steel & Wooden Door)	40-80mm (Steel & Wooden Door)	35-55 mm (Steel & Wooden Door)	35-55 mm (Steel & Wooden Door)	35-55 mm (Steel & Wooden Door)	35-55 mm (Steel & Wooden Door)	35-55 mm (Steel & Wooden Door)	35-55 mm (Steel & Wooden Door)	35-55 mm (Steel & Wooden Door)	35-55 mm (Steel & Wooden Door)	35-55 mm (Steel & Wooden Door)
Integration with VDP	Yes	Yes	Yes	Yes	Yes	Yes	Yes	Yes	Yes	Yes	No
Integration with Home Automation	Yes	Yes	Yes	Yes	Yes	Yes	Yes	Yes	Yes	Yes	No

*can also be installed on 35mm doors (using additional thicker gasket)

Guaranteed to give a
higher level of protection

The world's favourite lock





BIOMETRIC FIRE SAFE

Product Features and Functions

- Biometric Finger Print scanner for advanced protection
- Up to 126 finger prints storage
- State-of-art digital touch panel
- LED display screen
- 1 billion+ digital combinations
- 4-16 digits pass code combination
- Dual pass codes option
- Tested to withstand up to 1 hour of fire at 927°C
- 16mm steel locking bolts
- Hinge protection with 18mm steel back end locking bolts
- Innovative scramble input function to protect your user code
- External battery compartment
- Low battery indicator



YFF/520/FG2






Exterior dimensions:
522 x 404 x 440 mm

Interior dimensions:
410 x 300 x 300 mm

Net Weight: 53.0 kg
Volume: 36.9 litres



YFF/420/FG2



Exterior dimensions:
420 x 352 x 433 mm

Interior dimensions:
320 x 260 x 304 mm

Net Weight: 36.0 kg
Volume: 25.3 litres



YFM/310/FG2




Exterior dimensions:
308 x 410 x 342 mm

Interior dimensions:
220 x 330 x 225 mm

Net Weight: 26 kg
Volume: 16.3 litres



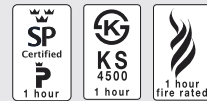
YDM/420/FG3




Exterior dimensions:
522 x 404 x 440 mm

Interior dimensions:
410 x 300 x 300 mm

Net Weight: 53 kg
Volume: 36.9 litres



YFM/520/FG2



Exterior dimensions:
522 x 404 x 440 mm

Interior dimensions:
410 x 300 x 300 mm

Net Weight: 53 kg
Volume: 36.9 litres



The world's favourite lock

FIRE SAFE

Product Features and Functions

- 16 mm locking bolts world class electronic lock with over 1 billion combinations
- Pre-drilled holes with fixing bolts included
- Emergency battery opening



YFM/420/FG2



Exterior dimensions:
420 x 352 x 433 mm

Interior dimensions:
320 x 260 x 304 mm

Net Weight: 36 kg
Volume: 25.3 litres



The world's favourite lock



CERTIFIED SAFE

Product Features and Functions

- 22 mm locking bolts / electronic lock with motorized bolts 6 lever double bitted mechanical override
- Pre-drilled holes with fixing bolts
- Full felt lining Internal LED light
- Sold Secure Silver / Secure by design
- Armoured and reinforced walls and door Key areas impact-tested and reinforced with hardened steel



YSM/620/EG1




Exterior dimensions:
620 x 350 x 360 mm

Interior dimensions:
610 x 340 x 310 mm

Net Weight: 33.0 kg
Volume: 64.3 litres

YSM/250/EG1




Exterior dimensions:
250 x 350 x 300 mm

Interior dimensions:
240 x 337 x 230 mm

Net Weight: 16.0 kg
Volume: 18.6 litres

YLM/200/EG1




Exterior dimensions:
200 x 480 x 350 mm

Interior dimensions:
190 x 467 x 280 mm

Net Weight: 18.0 kg
Volume: 24.8 litres

YSM/400/EG1




Exterior dimensions:
400 x 350 x 340 mm

Interior dimensions:
390 x 337 x 270 mm

Net Weight: 23.0 kg
Volume: 35.5 litres

YSM/520/EG1



Exterior dimensions:
520 x 350 x 360 mm

Interior dimensions:
510 x 337 x 290 mm

Net Weight: 30.0 kg
Volume: 49.8 litres

YSB/200/EB1



Exterior dimensions:
200 x 350 x 200 mm

Interior dimensions:
192 x 345 x 145 mm

Net Weight :9.0 kg
Volume: 9.6 litres

YSB/250/EB1

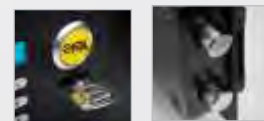



Exterior dimensions:
250 x 350 x 300 mm

Interior dimensions:
242 x 345 x 245 mm

Net Weight:13.0 kg
Volume: 20.5 litres

YLB/200/EB1




Exterior dimensions:
200 x 480 x 350 mm

Interior dimensions:
192 x 475 x 295 mm

Net Weight: 14.0 kg
Volume: 26.9 litres

YSB/400/EB1



Exterior dimensions:
400 x 350 x 340 mm

Interior dimensions:
392 x 345 x 285 mm

Net Weight: 19.0 kg
Volume: 38.5 litres

The world's favourite lock 

PREMIUM SAFE

Product Features and Functions

- 22 mm locking bolts
- Electronic lock with motorized bolts
- 6 lever double bitted mechanical override
- Solid steel motorized locking bolts
- Reinforced impact-proof locking mechanism
- Pre-drilled holes with fixing bolts included



The world's favourite lock





ELITE HD SAFE

Product Features and Functions

- A new-age product from Yale, a hundred year old brand
- Certified with CCC (China Compulsory Certification)
- Uniquely designed electronic panel with new style
- Laser cut door with least gap for anti-prying
- 10mm fine quality steel door for excellent protection against hammering and drilling
- Solid steel bolts with upper and lower side for excellent strength
- Fully luxurious interior liners
- LED light with auto sensor for ease of use in darkness
- With fixing bolts for fixing the safe on to the wall

YSELC/900/DW1







External Size:
900 x 430 x 350mm

Internal Size:
880 x 400 x 260mm

Net Weight: 113 kg
Volume: 92 L



YSELC/500/DW1







External Size:
500 x 430 x 350mm

Internal Size:
480 x 400 x 260mm

Net Weight: 71 kg
Volume: 50 L

YSELC/700/DW1



External Size:
700 x 430 x 350mm

Internal Size:
680 x 400 x 260mm

Net Weight: 92 kg
Volume: 71 L

YLEL/200/EG5



Exterior dimensions:
200 x 310 x 200mm

Interior dimensions:
197 x 307 x 137mm

Weight: 10.8 kg
Volume: 8.3 litres

YSEL/250/EG5



Exterior dimensions:
250 x 350 x 250mm

Interior dimensions:
247 x 347 x 195mm

Weight: 9.3 kg
Volume: 16.7 litres

YLEL/200/EG5




Exterior dimensions:
200 x 430 x 350mm

Interior dimensions:
197 x 427 x 295mm

Weight: 10.8
Volume: 24.8 litres

YSEL/390/EG1



Exterior dimensions:
390 x 350 x 360mm

Interior dimensions:
387 x 347 x 305mm

Weight: 14.3 kg
Volume: 41.0 litres

The world's favourite lock



ELITE SAFE

Product Features and Functions

- 17mm motorized locking bolts
- Overriding 4-sided cross keys
- Steel wall and door with stylish matt finishing
- Anti-prying reinforcement frames (for medium, large and laptop models)
- Pre-drilled holes for mounting
- 2 pcs fixing bolts provided for installation
- 3-6 digits combination LED display
- Automatic lock down for 3 minutes on three consecutive incorrect entries and buzzer alarm for 1 minute
- Easy operation for new code setting: Enter passcode and press 'Key' to set a new code and lock the safe at the same time
- One-key locking: simply press "Key" to lock the safe without changing the passcode
- Master code for guest house application (Administration mode to change master code and other options)



The world's favourite lock



GUEST SAFE

Product Features and Functions

- 16 mm locking bolts
- Electronic lock with handle opening
- Tubular pin tumbler lock
- Programmable user code function
- Guesthouse master code function
- LCD display with easy to operate 3 to 8 digits
- Programmable user / guest code
- Time Lock safe locks down for 5 minutes after 3 wrong attempts
- Silent input option
- Secret input option
- Batteries positioned on the outside (No need to unlock the safe to change them)




YSG/250/DB1




Exterior dimensions:
250 x 350 x 250 mm

Interior dimensions:
247 x 347 x 187 mm

Net Weight: 9.3 kg
Volume: 16.0 litres



YLG/200/DB1




Exterior dimensions:
200 x 430 x 350 mm

Interior dimensions:
197 x 427 x 287 mm

Net Weight: 11.2 kg
Volume: 24.1 litres

YSG/200/DB1



Exterior dimensions:
200 x 310 x 200 mm

Interior dimensions:
197 x 307 x 137 mm

Net Weight: 5.8 kg
Volume: 8.3 litres

YLS/200/DB2



Exterior dimensions:
200 x 430 x 350 mm

Interior dimensions:
190 x 420 x 300 mm

Net Weight: 11.2 kg
Volume: 23.9 litres

YSS/200/DB2



Exterior dimensions:
200 x 310 x 200 mm

Interior dimensions:
190 x 300 x 150 mm

Net Weight: 5.5 kg
Volume: 8.6 litres

YSS/250/DB2




Exterior dimensions:
250 x 350 x 250 mm

Interior dimensions:
240 x 340 x 200 mm

Net Weight: 7.6 kg
Volume: 16.3 litres

YSS/300/DB2



Exterior dimensions:
300 x 380 x 300 mm

Interior dimensions:
290 x 370 x 250 mm

Net Weight: 13.1 kg
Volume: 26.8 litres

The world's favourite lock



STANDARD SAFE

Product Features and Functions

- Easily operated electronic lock
- One-touch re-set button inside safe
- Programmable with 100,000+ combinations
- Time lock sets in if wrong code is entered more than 3 times Bolts to floor or wall
- Fixings included

